

Scaled data based on original data using  
LM-79-08 Approved Method: Electrical and Photometric Measurements of Solid-  
State Lighting Products

Test Report Prepared for  
Cooper Lighting Solutions  
(formerly Eaton)

Brand: STREETWORKS

Report Number: P510662

Luminaire Tested: **CST-CA6-230-730-U-T5**

Issue Date: 4/6/2021

**Test Information**

Test Method: LM-79-08  
Report Number: P510662  
TEST IS SCALED FROM IESNA LM-79-08 TEST DATA (G3-2102-151-3)  
Test Lab: COOPER LIGHTING SOLUTIONS  
Issue Date: 4/6/2021  
Manufacturer: COOPER LIGHTING SOLUTIONS (FORMERLY EATON)  
Product Line: STREETWORKS  
Catalog Number: CST-CA6-230-730-U-T5  
Description: CELESTEON HIGH MAST LUMINAIRE  
Light Source: (6) 3000K CCT, 70 CRI LEDS  
Ballast/Driver: ELECTRONIC DRIVER

**Summary**

Lumens per Lamp: N/A  
Luminaire Lumens: 34900 lumens  
Efficiency: N/A  
Efficacy: 153.2 lumens/watt  
Luminous Opening: Circular (Dia: 2.08' x H: 0')  
IES Classification: Type V - Short  
BUG Rating: B5 - U0 - G5

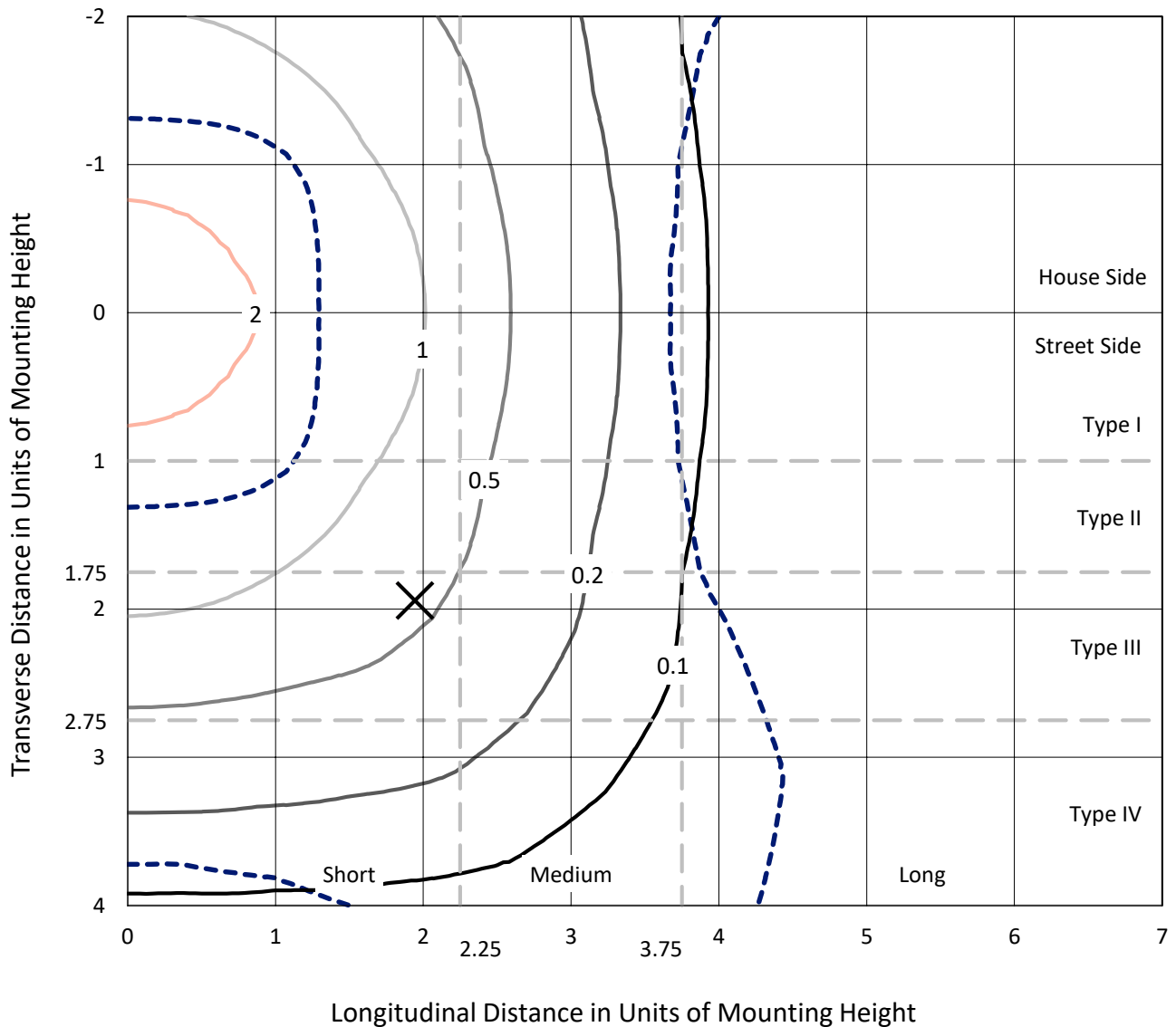
Input Watts (W): 227.8  
Input Voltage (V): 120  
Input Current (Ain): NR  
Voltage Rise (V): NR  
Power Factor: NR  
Total Harmonic Distortion (THDi): NR  
Frequency (hertz): 60  
Stabilization Time: NR  
Operation Time: NR  
Ambient Temperature (°C): NR  
Test Distance: 24 FT



REPORT NUMBER: P510662  
 CATALOG NUMBER: CST-CA6-230-730-U-T5

### Iso-Footcandle Lines of Horizontal Illumination

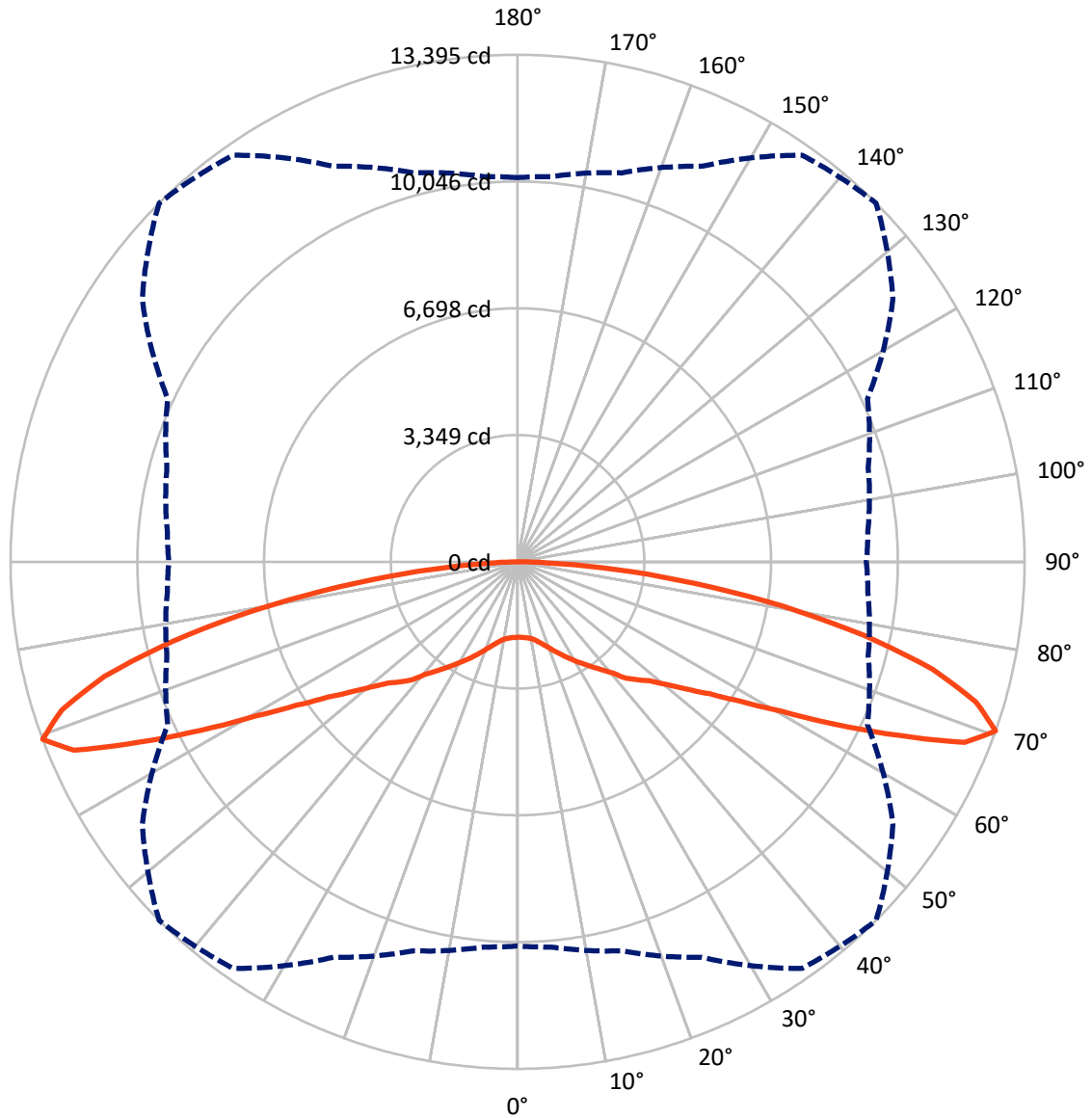
✕ Max cd  
 - - - 1/2 Max cd



Based on 30 foot mounting height. Maximum calculated value = 2.2 fc  
 Type V - Short - N/A

REPORT NUMBER: P510662  
CATALOG NUMBER: CST-CA6-230-730-U-T5

### Luminous Intensity Polar Plot



— Vertical Plane Through 45-Deg Lateral      - - - Horizontal Cone Through 70-Deg Vertical

REPORT NUMBER: P510662  
 CATALOG NUMBER: CST-CA6-230-730-U-T5

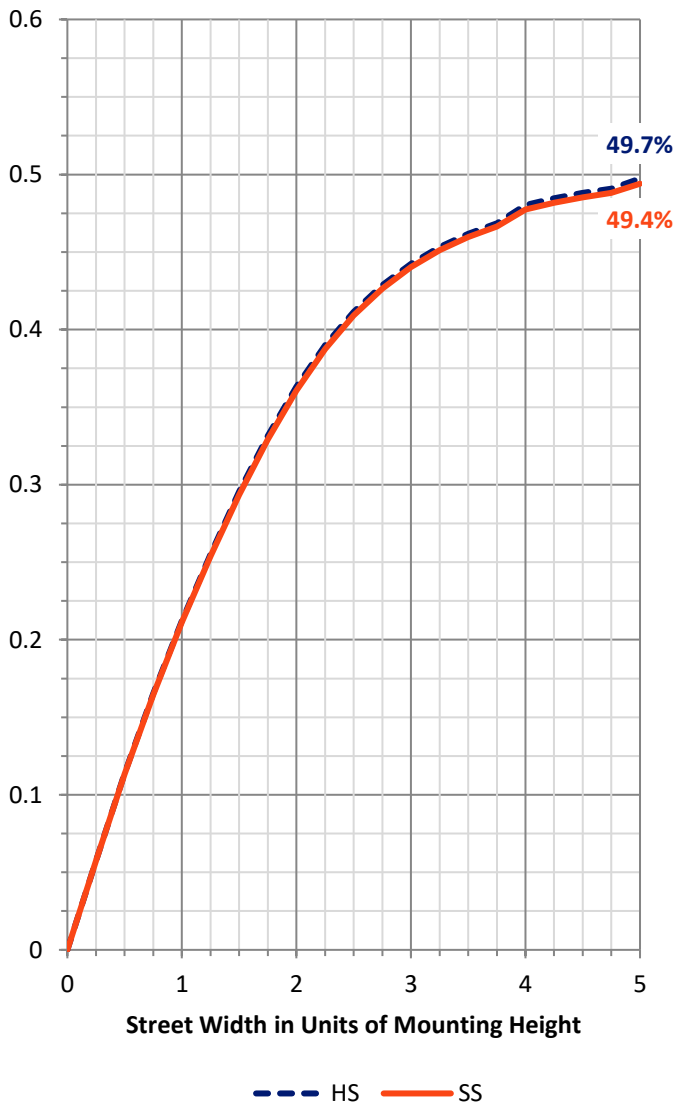
**FLUX DISTRIBUTION:**

		Downward	Upward	Total
<b>House Side</b>	Lumens	17450.0	0.0	17450.0
	% Fixture	50.0	0.0	50.0
<b>Street Side</b>	Lumens	17450.0	0.0	17450.0
	% Fixture	50.0	0.0	50.0
<b>Total</b>	Lumens	34900.0	0.0	34900.0
	% Fixture	100.0	0.0	100.0

**Coefficient of Utilization**

**ZONAL LUMENS:**

Zone	Lumens	% Fixture
0°-10°	193.9	0.6
10°-20°	631.4	1.8
20°-30°	1250.0	3.6
30°-40°	2162.4	6.2
40°-50°	3597.8	10.3
50°-60°	6275.2	18.0
60°-70°	10388.3	29.8
70°-80°	8706.2	24.9
80°-90°	1694.8	4.9
90°-100°	0.0	0.0
100°-110°	0.0	0.0
110°-120°	0.0	0.0
120°-130°	0.0	0.0
130°-140°	0.0	0.0
140°-150°	0.0	0.0
150°-160°	0.0	0.0
160°-170°	0.0	0.0
170°-180°	0.0	0.0
0°-90°	34900.0	100.0
0°-180°	34900.0	100.0

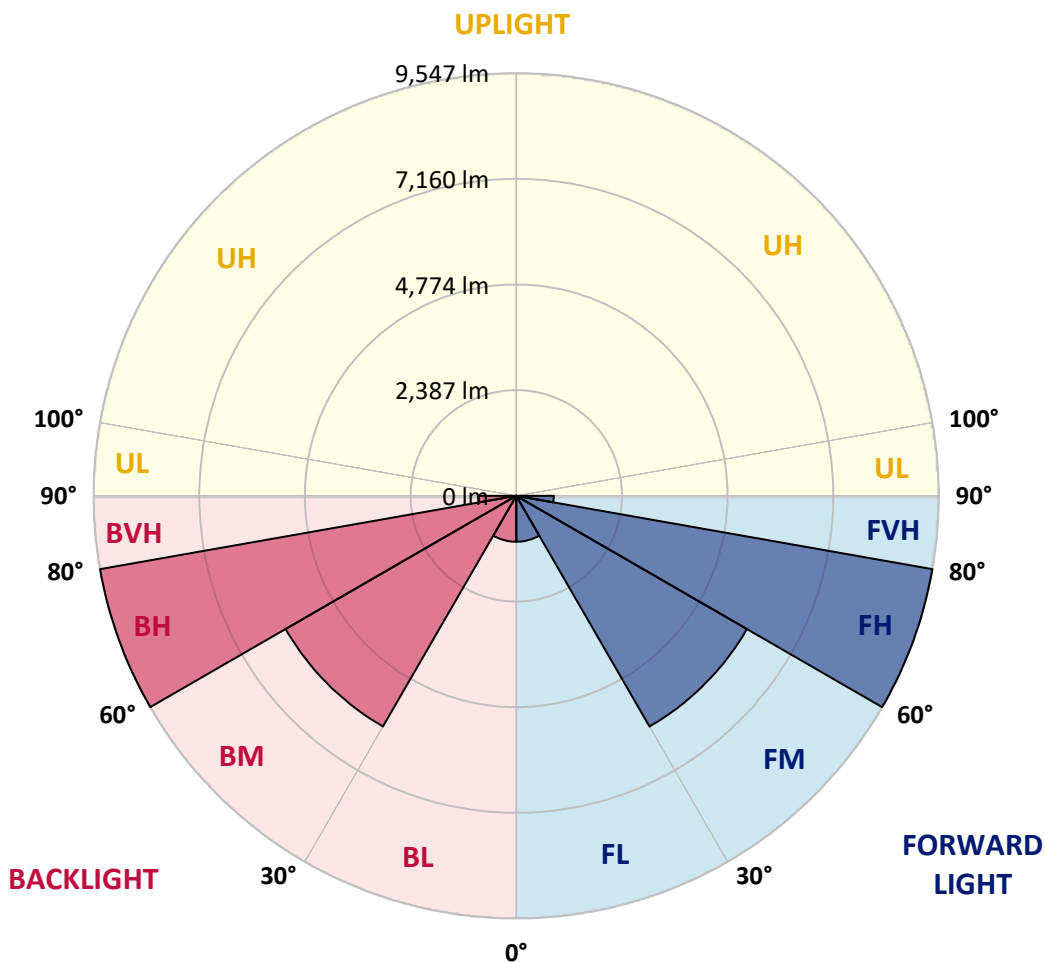


REPORT NUMBER: P510662  
 CATALOG NUMBER: CST-CA6-230-730-U-T5

**LUMINAIRE CLASSIFICATION SYSTEM LUMEN TABLE AND BUG RATING:**

Zone	Lumens	% Fixture	Zone Rating/Lumen Limit		
			B	U	G
FL (0°-30°)	1037.6	3.0			
FM (30°-60°)	6017.7	17.2			
FH (60°-80°)	9547.3	27.4			G4/12000
FVH (80°-90°)	847.4	2.4			G5
BL (0°-30°)	1037.6	3.0	B3/2500		
BM (30°-60°)	6017.7	17.2	B4/8500		
BH (60°-80°)	9547.3	27.4	B5		G4/12000
BVH (80°-90°)	847.4	2.4			G5
UL (90°-100°)	0.0	0.0		U0/0	
UH (100°-180°)	0.0	0.0		U0/0	

**BUG Rating: B5-U0-G5**  
 Type V Short





REPORT NUMBER: P510662  
 CATALOG NUMBER: CST-CA6-230-730-U-T5

**CANDELA DISTRIBUTION (FULL):**

	0°	5°	15°	25°	35°	45°	55°	65°	75°	85°	90°
0°	1994.6	1994.6	1994.6	1994.6	1994.6	1994.6	1994.6	1994.6	1994.6	1994.6	1994.6
2.5°	2007.1	2000.9	1998.8	1996.7	1998.1	1997.4	2000.9	2002.2	2003.6	2009.9	2006.4
5°	2019.5	2014.7	2014.0	2011.2	2010.5	2010.5	2015.4	2016.1	2016.8	2020.9	2016.8
7.5°	2042.3	2037.5	2036.1	2034.7	2034.0	2031.3	2034.7	2033.4	2034.7	2036.8	2032.0
10°	2078.3	2072.7	2071.4	2067.9	2070.0	2065.8	2068.6	2065.1	2058.9	2060.3	2053.4
12.5°	2127.3	2122.5	2124.6	2123.9	2132.2	2130.1	2124.6	2117.7	2107.3	2100.4	2092.8
15°	2199.9	2192.3	2197.8	2203.4	2211.7	2215.1	2211.0	2192.3	2177.1	2166.0	2159.8
17.5°	2288.4	2275.9	2287.0	2298.1	2316.0	2319.5	2304.3	2281.5	2264.9	2260.0	2249.7
20°	2391.4	2389.3	2390.0	2408.0	2435.6	2440.4	2420.4	2393.4	2376.8	2377.5	2365.8
22.5°	2515.8	2504.7	2508.2	2526.1	2565.5	2578.7	2545.5	2515.8	2505.4	2508.2	2506.8
25°	2658.1	2647.8	2642.9	2651.2	2702.4	2725.2	2693.4	2658.8	2654.0	2660.2	2650.5
27.5°	2814.3	2804.7	2799.1	2803.3	2843.4	2886.2	2851.0	2821.9	2821.3	2830.2	2824.7
30°	2992.0	2977.5	2971.2	2976.1	3003.7	3045.2	3016.9	2999.6	3014.1	3020.3	3018.2
32.5°	3171.7	3164.8	3162.7	3161.3	3195.2	3218.7	3204.8	3208.3	3220.0	3248.4	3239.4
35°	3376.2	3356.2	3361.7	3365.9	3410.1	3412.2	3413.6	3419.8	3450.9	3491.0	3467.5
37.5°	3589.1	3584.3	3587.7	3576.0	3608.5	3621.6	3641.0	3661.7	3710.8	3757.1	3747.4
40°	3852.4	3843.5	3846.9	3833.1	3849.0	3859.4	3898.8	3943.7	4006.6	4056.3	4033.5
42.5°	4201.5	4178.7	4178.7	4182.8	4216.0	4204.9	4289.2	4301.7	4379.8	4421.9	4408.8
45°	4612.0	4603.7	4560.2	4486.9	4445.4	4444.8	4512.5	4613.4	4742.6	4830.4	4829.7
47.5°	5133.8	5108.3	5003.9	4827.7	4722.6	4697.0	4768.2	4964.5	5202.3	5339.1	5337.0
50°	5818.1	5785.6	5627.3	5353.6	5149.0	5086.1	5200.2	5454.5	5774.5	5957.0	5972.2
52.5°	6583.9	6586.6	6407.6	5993.6	5690.9	5577.5	5698.5	6062.0	6460.8	6711.0	6740.7
55°	7473.4	7451.9	7282.6	6813.3	6396.6	6153.3	6336.4	6818.2	7276.4	7467.1	7519.7
57.5°	8399.5	8315.9	8185.9	7747.0	7259.8	6948.8	7168.6	7639.9	8078.8	8322.1	8313.8
60°	9220.6	9165.3	9090.6	8740.9	8367.0	8011.8	8181.1	8579.9	8955.9	9103.1	9109.3
62.5°	10117.7	10071.4	10004.3	9812.9	9606.9	9474.9	9321.5	9506.0	9799.8	9960.8	10013.3
65°	10998.2	10981.6	11020.3	10991.3	11078.4	11059.0	10691.3	10575.2	10580.1	10534.4	10510.9
67.5°	10946.4	10940.1	11168.2	11623.0	12491.1	12737.1	11793.7	10743.2	10269.7	10149.5	10132.2
70°	10148.1	10215.1	10637.4	11527.6	13111.7	13395.1	12103.3	10196.5	9591.0	9289.7	9215.0
72.5°	8612.4	8743.7	9391.3	10702.4	12596.1	12661.1	11325.1	9374.0	8482.4	8123.0	8069.8
75°	6645.4	6662.0	7324.8	8991.1	11241.5	11323.0	10102.5	7862.5	6985.4	6538.2	6524.4
77.5°	4047.3	4283.0	5249.9	6741.4	8936.5	9360.9	8449.3	6262.5	5219.5	4823.5	4602.3
80°	1985.7	2093.5	2790.2	4262.3	6387.6	7098.8	6270.1	4331.4	3219.4	2716.9	2661.6
82.5°	904.0	961.4	1320.1	2228.3	3854.5	4735.7	3869.7	2480.5	1718.9	1344.3	1331.8
85°	351.1	349.0	534.3	935.1	1845.4	2622.2	1959.4	1183.2	786.5	584.7	551.5
87.5°	102.3	109.2	156.9	306.9	546.7	736.8	604.1	409.2	241.9	155.5	143.1
90°	0.0	0.0	0.0	0.0	0.0	0.0	0.0	0.0	0.0	0.0	0.0

(END OF REPORT)